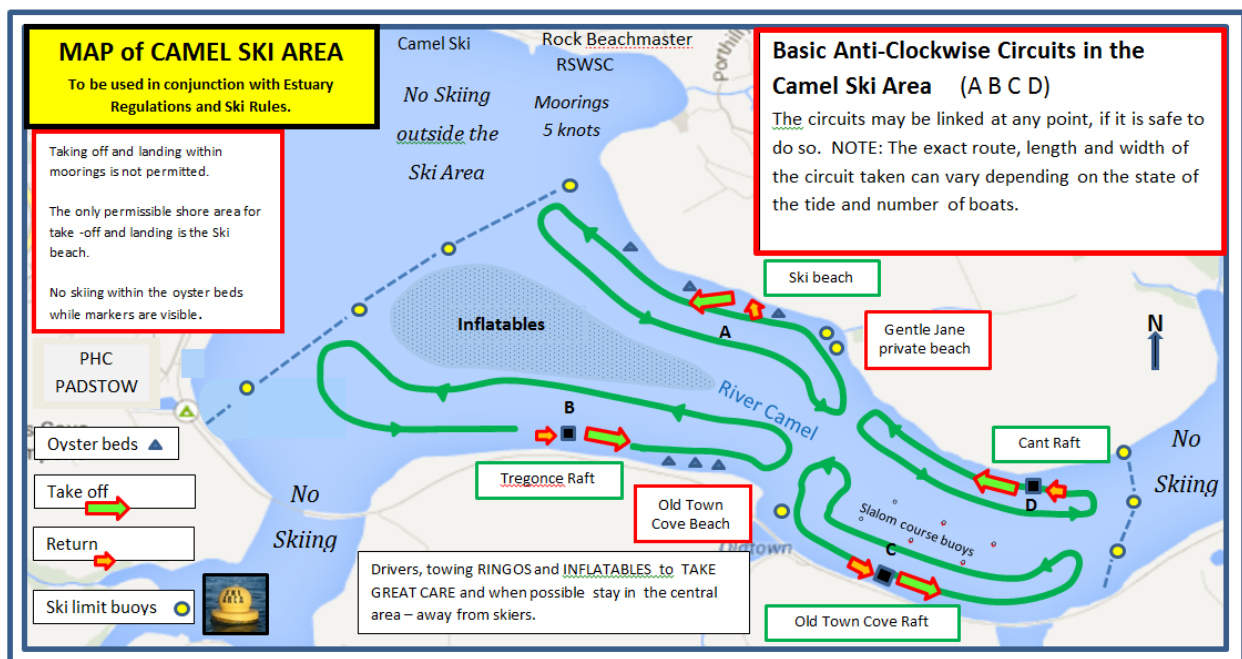



Rock Sailing and Water Ski Club




REGULATIONS GOVERNING WATER SKIING WITHIN THE CAMEL ESTUARY

	<u>Regulation</u>	<u>Guidance</u>
1	COMPLY AT ALL TIMES WITH THE PADSTOW PORT AND HARBOUR BYELAWS AND RULES GOVERNING WATER SKIING	Available from the Padstow Harbour Commissioners (PHC) Office or download via http://www.padstow-harbour.co.uk These byelaws are applicable to the whole estuary. Water skiing rules – See RSWSC website http://www.rswsc.co.uk/water-skiing
2	ALL BOATS MUST HAVE ADEQUATE INSURANCE AND OBTAIN A VALID PERMIT WHICH MUST BE FIXED AND VISIBLE TO EACH SIDE OF THE BOAT BEFORE SKIING	Evidence of insurance, confirming all drivers are insured must be produced when applying for a permit. Permits can be obtained from: <ul style="list-style-type: none"> • RSWSC; or • Beach Master (next to RSWSC); or • PHC
3	WATER SKIING IS ONLY PERMITTED IN THE DEFINED AREA IN ACCORDANCE WITH THE SKI RULES AT ALL TIMES	Rules governing the Ski Area are shown on the detailed map. Regulation and Rules sheets issued with permit should be kept in the boat at all times.
4	NO SKIING IN POOR VISIBILITY	Both shores should be visible.
5	DUE CONSIDERATION AND RESPECT SHOULD BE GIVEN TO OTHER WATER USERS AT ALL TIMES	Give wide berth to any swimmers, kayakers, paddle boarders, fishing and rowing boats. N.B. Sailing boats have the right of way even if a boat is towing a skier.
6	BREACH OF REGULATIONS AND SKI RULES	Breaches of these rules may be reported to PHC and appropriate action taken. This could result in a conditional permit being issued or the permit being withdrawn permanently. It is illegal to ski in the estuary without a permit.





Rock Sailing and Water Ski Club



GENERAL SKI RULES


1. Driver to be over 16 years of age, competent and insured. (SBDA recommended)
2. Spotter (observer) in addition to the driver to be in the boat at all times when skiing.
3. **Always use a kill cord.**
4. Follow basic anti-clockwise circuits **SEE MAP**.
5. Extra care needed when circuits overlap or join.
6. Move to the right of oncoming boats, passing port to port.
7. Driver to always be observant of the water ahead while maintaining an all round watch. **NOTE:** use a suitable rear vision mirror to assist.
8. Never trail a ski rope.
9. Never follow closely inside another towing boat's wake.
10. Use clear arm signals to indicate intentions or to show boat is static. **SEE BELOW**

Use whole arm to indicate the intended direction to oncoming boats especially when continuing or changing circuits.



To show the boat is static lift both arms so that the approaching boat can make a decision on the safest route past.





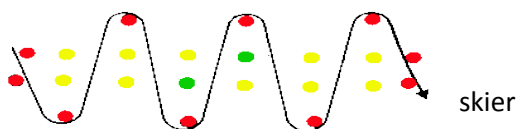
Rock Sailing and Water Ski Club



RAFT SAFETY RULES

1. Take off and return to the raft or ski beach in the direction shown on the map when towing a skier.
2. When currents are strong, to avoid being dragged under the raft, take off and land at the sides. (unless take off is with the current, taking you away from the raft)
3. Take off ski equipment before getting back on to the raft.
4. It is advisable for boats approaching the raft without a skier to do so slowly against a fast flowing current. (This may be opposite to take off direction)
5. No swimming around the raft.
6. No barbeques on the raft.

SLALOM COURSE RULES



When using the slalom course, boats should approach from the seaward end and complete a maximum of three passes. Boats skiing in the Old Town Cove Area (C on the map) should ensure they give sufficient clearance to the slalom skiers when in use.